

DS610 Passive Padlock Specification



Latest compiled: 2024
Latest version: V1.0

Hubei Jinfu Technology Co.,Ltd owns the copyright of this technical specification.Without written authorization of Jinfu, no one is eligible to excerpt or copy the content of this technical specification.

Hubei Jinfu Technology Co., Ltd.
Add:No. 98, 14 th Floor, R&D Building 1,
Modern Service Base of Huagong Science
and Technology Park & Huazhong University
of Science and Technology ,Wuhan East Lake
New Technology Development Zone.China
Post code: 430000
Tel: +86 027-88389899
Fax: 02788389899
Mobile: 13655776555
E mail: 88389899@ 163.com



Contents

1 . Product Introduction	3
2 . Technical parameters	4
3 . Operating instructions	5
3.1 Electronic key unlock	5
4 . Dimension diagram	6
5 . Installation diagram	7
6 . Packing List	8
7 . Notes	9

1 . Product Introduction

DS610 is an intelligent padlock developed and produced by our company. The lock is made of SUS304 stainless steel material, which is sturdy and durable. The product adopts electronic key and lock cylinder contact unlocking, and the backend monitors and manages personnel, equipment, and time authorization. Through smartphone apps, mini programs, and backend management systems, personnel operations can be monitored anytime and anywhere, achieving intelligent management.

The lock cylinder adopts advanced encryption technology to ensure the security of door lock data, with multiple security mechanisms to prevent unauthorized personnel from opening the door lock. The backend management system can record personnel operation history and perform authorization management on personnel to achieve intelligent supervision.

Widely used in various application scenarios such as cabinets, chassis, toolboxes, etc.



2 . Technical parameters

Overall specifications	Item	Specification/Condition
	Model	DS610
	Overall dimensions	See drawing
	Panel cutout	/
	Protection degree	IP65
	Weight	1.2Kg
	Unlocking method	Electronic key unlock
	Anti-prying level	RC 4
	Fire-proof level	UL94-V0
Hardware specifications	Name	Specification
	Hardware platform	ARM 32bit Cortex.m3·1
Environmental conditions	Item	Condition
	working environment	Temperature: -40~65℃ Humidity: 5-90%
	Storage environment	Temperature: -40~80℃ Humidity: 0-90%
	Altitude	-60m-4000m
	Packaging vibration resistance test	After packaging, there was no abnormality after applying 1.1G acceleration + vibration in XYZ three directions for 30 minutes.
	Packaging impact resistance test	After being packed, it is 60 cm high, has 1 corner, 3 sides and 46 faces. It fell naturally without serious damage.

3 . Operating instructions

3.1 Electronic key unlock

3.1.1 Register a mini program account

Search the "Jinfu IoT" applet in the WeChat applet and register an account. After the account registration is completed, the account needs to be reviewed by our company staff.

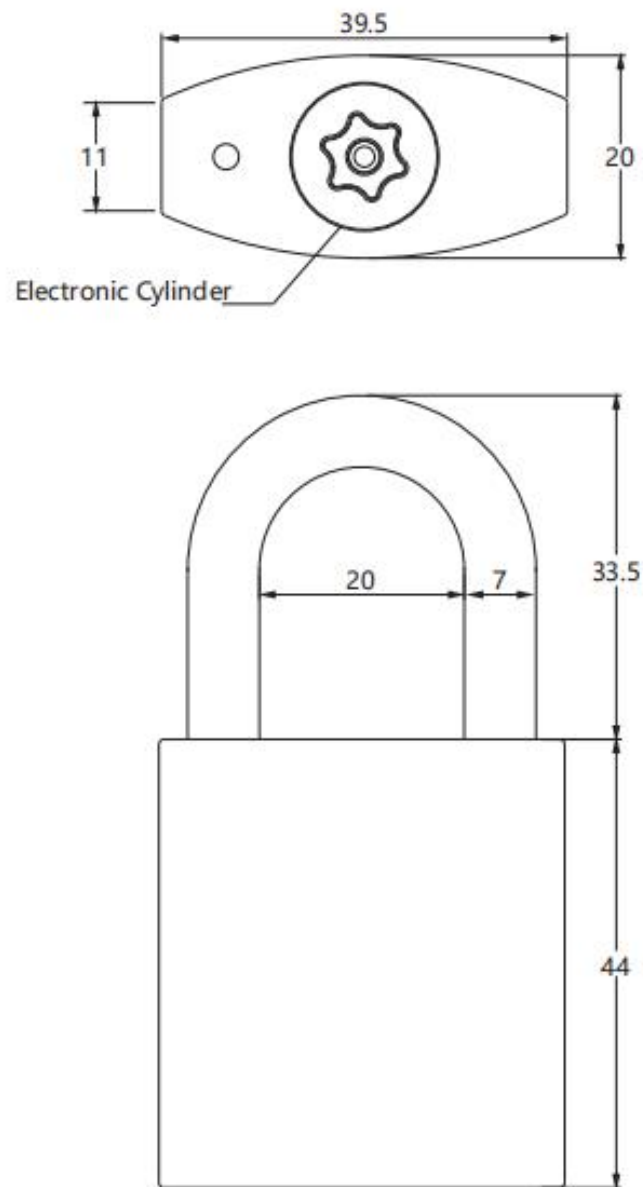
3.1.2 Electronic lock cylinder and electronic key authorization

You need to log in to the administrator account at <http://152.136.192.99:8100/#/login> on the PC, and authorize the electronic lock and electronic key to the account of the unlocker. For detailed authorization operation procedures, please refer to the "Platform User Manual" or Consult the relevant sales personnel.

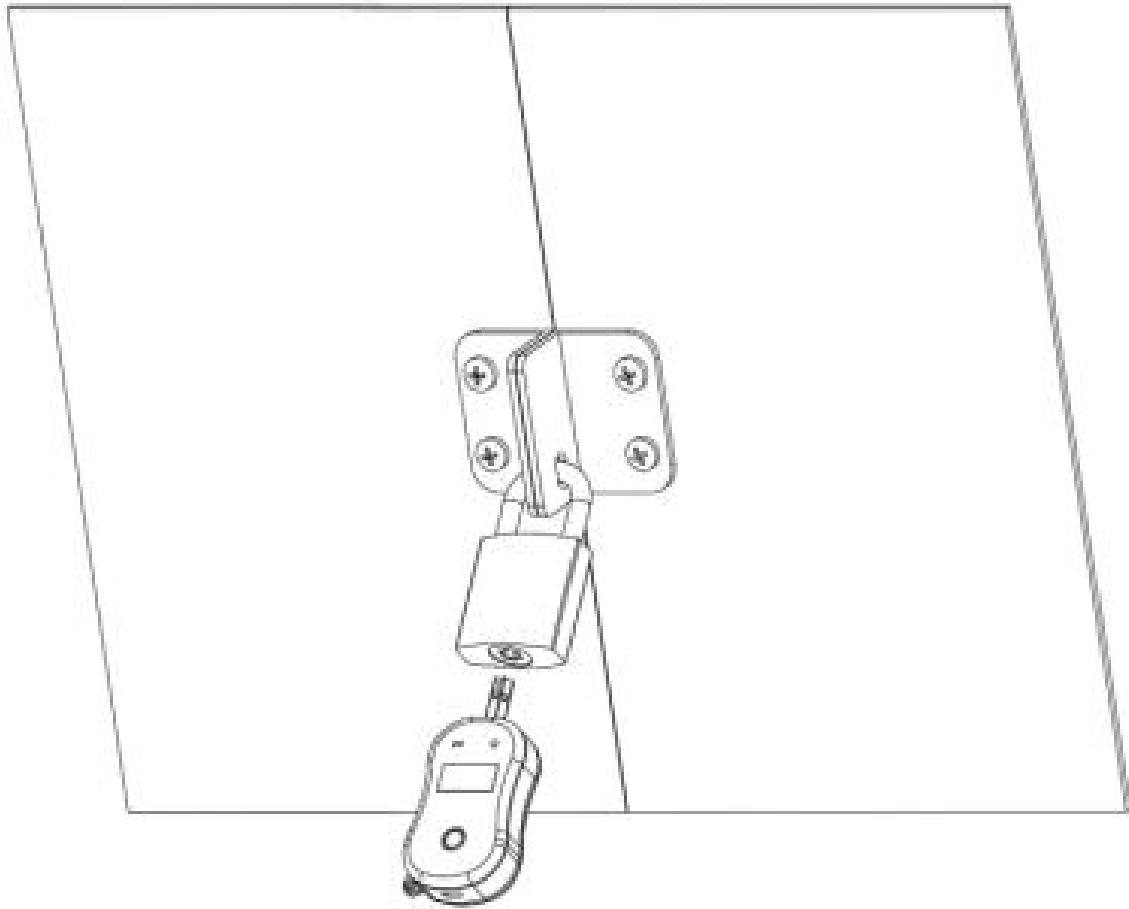
3.1.3 Connect electronic key via Bluetooth

Turn on the Bluetooth permission of your phone, open the mini program to log in to the authorized account, click the Bluetooth logo in the lower right corner of the homepage, find the corresponding electronic key number, and click Connect. The electronic key screen shows that Bluetooth has been successfully connected. Within the specified time displayed on the mobile phone, align the electronic key with the lock cylinder. After hearing the beep, rotate the lock cylinder to unlock.


4 . Dimension diagram



5 . Installation diagram



6 . Packing List

Attachment No.	Attachment description	Unit	Qty	Remark
1	Electronic lock	set	1	
2	Electronic key	pair	1	

7 . Matters need attention

- 1、 Please do not use it beyond the limited parameter in this specification, otherwise we will not offer any warranty.
- 2、 In case of any changes of the specification specified on this document.A written notice is requested in advance.
- 3、 Please do not wrap the power cord around the lock or pull the power cord hard, otherwise the power cord may be damaged and cause function failure.
- 4、 If any information and documents are different from this document, this document will be taken as the main reference.
- 5、 Please do not use in hazardous environment or any environment with flammable gas .
- 6 、 Please be cautious when handling or installing, it may cause damage if electronic lock fell to the ground.
- 7、 The torque of the screw is not allowed to exceed 3N.m,and the torque of the handle is not allowed to exceed 30N.m.
- 8 、 During the installation, any strike to the lock body is not allowed to avoid damage to the components.Installer should wear gloves.
- 9、 The door must be kept stable during installation, and the cutout of cabinet door must match the lock.
- 10、 Do not strike the lock body by force to prevent the lock from corrosion,please do not use chemical substances to wipe the surface of the lock body.
- 11 、 After installation, the lock body should kept flat and vertical. The lock can reach the waterproof grade of IP65 without coating any waterproof glue.